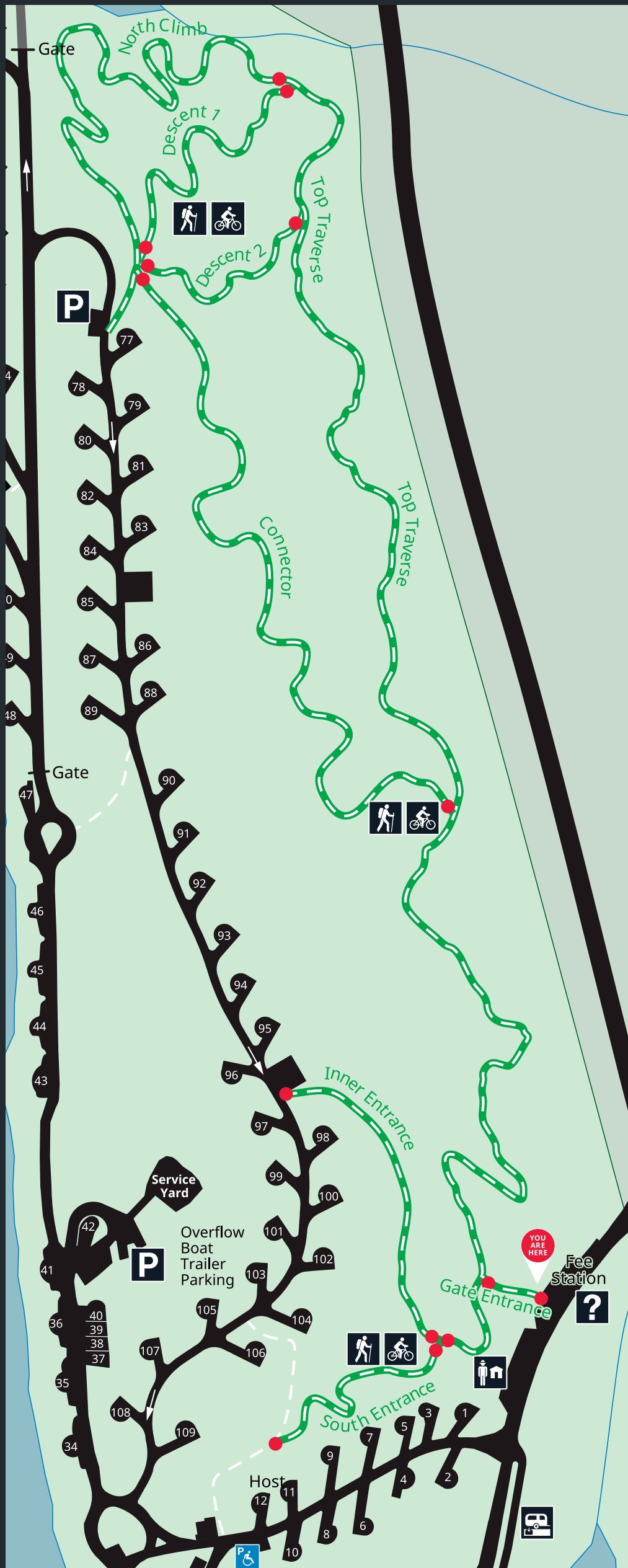






Martha Creek Multi-Use Trail



-  Easy Biking & Hiking Trail
-  Distance Between Points in Meters
-  Dogs Permitted on Leash
-  You Are Here

Trails

-  Top Traverse - 854m
-  South Entrance - 153m
-  North Climb - 405m
-  Connector - 383m
-  Inner Entrance - 134m
-  Gate Entrance - 27m
-  Descent 2 - 232m
-  Descent 1 - 232m